


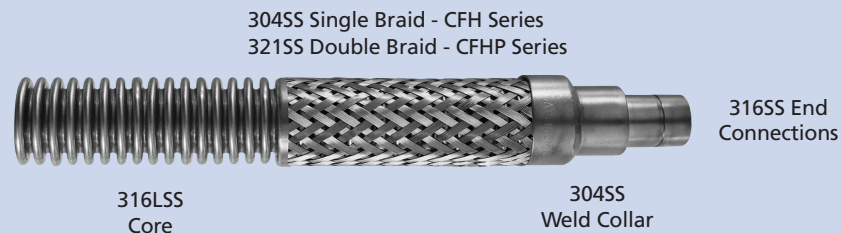
# CANFLEX® METAL HOSES



## Features

- Stainless steel construction.
- Vacuum to 6000 psi (414 bar).
- CRN #0D06902.2
- Wide variety of fractional end connections from 1/4" ~2".
- Custom options and CRN assemblies available.
- Manufactured in Canada by A.R. Thomson Group.

## Materials of Construction



## CFH Series

Nominal Hose Size in.	CFH Series	Minimum Bend Radius in. (cm)		Temperature Range °F (°C)	Working Pressure @-325 to 300°F (-200 to 148°C) psig (bar)	Minimum Burst @70°F (20°C) psig (bar)
		Static	Dynamic			
1/4	CFH 4	1.1 (2.8)	3.3 (8.4)	-325°F to 800°F (-200°C to 426°C)	1850 (127.5)	7400 (510.2)
3/8	CFH 6	1.5 (3.8)	5.5 (14.0)		1565 (107.9)	6260 (431.6)
1/2	CFH 8	1.8 (4.6)	5.5 (14.0)		1280 (88.2)	5120 (353.0)
3/4	CFH 12	2.8 (7.1)	6.7 (17.0)		1071 (73.8)	4284 (295.4)
1	CFH 16	3.3 (8.4)	7.5 (19.0)		861 (59.4)	3444 (237.4)
1-1/4	CFH 20	4.1 (10.4)	10.2 (25.9)		699 (48.2)	2796 (192.8)
1-1/2	CFH 24	5.1 (12.9)	11.8 (30.0)		536 (36.9)	2144 (147.8)
2	CFH 32	6.3 (16.0)	12.6 (32.0)		548 (37.8)	2192 (151.1)

## CFHP Series (High Pressure)

Nominal Hose Size in.	CFHP Series	Minimum Bend Radius in. (cm)		Temperature Range °F (°C)	Working Pressure @-325 to 300°F (-200 to 148°C) psig (bar)	Minimum Burst @70°F (20°C) psig (bar)
		Static	Dynamic			
1/4	CFHP 4	1.5 (3.8)	4.5 (11.4)	-325°F to 800°F (-200°C to 426°C)	6000 (413.7)	24000 (1654.7)
3/8	CFHP 6	2.5 (6.4)	7.0 (17.8)		4875 (336.1)	19500 (1344.5)
1/2	CFHP 8	3.0 (7.6)	8.0 (20.3)		4500 (310.3)	18000 (1241.1)
3/4	CFHP 12	4.0 (10.2)	10.0 (25.4)		3500 (241.3)	14000 (965.3)
1	CFHP 16	5.0 (12.7)	11.0 (27.9)		3000 (206.8)	12083 (833.1)

Do not subject flexible metal hose to system pressure surges, shock or pulsations greater than 50% of the working pressure rating.

## Ordering Information

**Example:** **CFH4 - S4 - M4N - 36**

1
2 3
2 3
4

### 1. Hose Series & Size (CFH or CFHP)

**2. Port Type** S : SUPERLOK Tube Fitting TA : Tube Adapter M : Male Pipe Thread

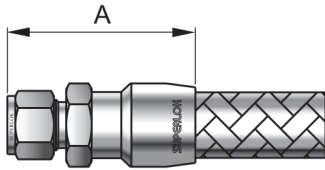
### 3. Port Size

Size (in.)	1/8	1/4	3/8	1/2	3/4	1									
Pipe Thread Designation	2N	4N	6N	8N	12N	16N									
O.D. (in.)	1/16	1/8	3/16	1/4	5/16	3/8	1/2	5/8	3/4	7/8	1	1-1/4	1-1/2	2	
Tube O.D. Designation	Identify	1	2	3	4	5	6	8	10	12	15	16	20	24	32

**4. Overall length in inches** Ex : 12, 24, 36, 48 (custom sizes available).

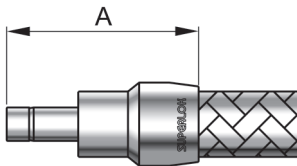
## Table of Dimensions

### SUPERLOK Tube Fitting



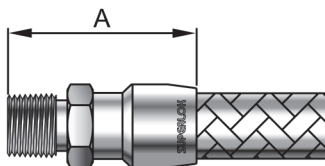
Part Number	Tube O.D. (in.)	Dimension A
CFH / CFHP 4	S4	47.5
CFH / CFHP 6	S6	50.8
CFH / CFHP 8	S8	61.7
CFH / CFHP 12	S12	66.5
CFH / CFHP 16	S16	81.3
CFH / CFHP 20	S20	96.3
CFH / CFHP 24	S24	108.0
CFH / CFHP 32	S32	133.0

### Tube Adapter



Part Number	Tube O.D. (in.)	Dimension A
CFH / CFHP 4	TA4	38.6
CFH / CFHP 6	TA6	46.0
CFH / CFHP 8	TA8	54.9
CFH / CFHP 12	TA12	63.5
CFH / CFHP 16	TA16	75.9

### Male Pipe Threads, NPT



Part Number	Tube O.D. (in.)	Dimension A
CFH / CFHP 4	M4N	43.2
CFH / CFHP 6	M6N	48.5
CFH / CFHP 8	M8N	58.9
CFH / CFHP 12	M12N	62.3
CFH / CFHP 16	M16N	77.5
CFH / CFHP 20	M20N	79.8
CFH / CFHP 24	M24N	85.9
CFH / CFHP 32	M32N	92.2

• All dimensions in millimeters unless specified as "inch". Dimension are for reference only, subject to change.